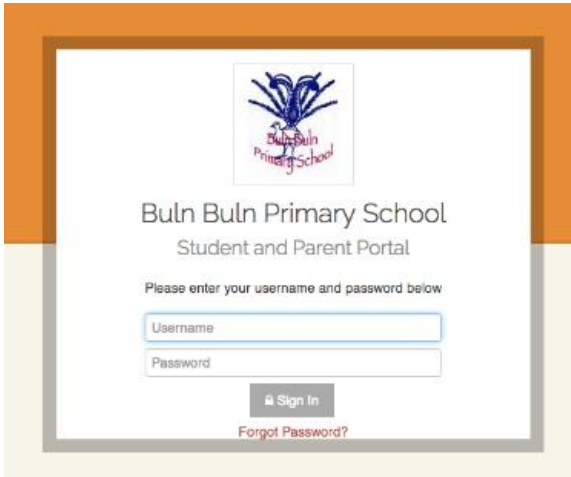


# How to use Sentral:

## Sentral Registration and Login




This is a simple process that will involve you entering your email address and a password of four characters or more. Once you have done this you will be asked to enter the 'family key', which is provided in the email. Simply copy and paste this across and you will see your child(ren)s picture on the screen. Click on the picture and you will be able to access their portal.

The links to register then login are:

<https://sentral.bulnbulnps.vic.edu.au/portal/register>

<https://sentral.bulnbulnps.vic.edu.au/portal/login>

## Recording Absences

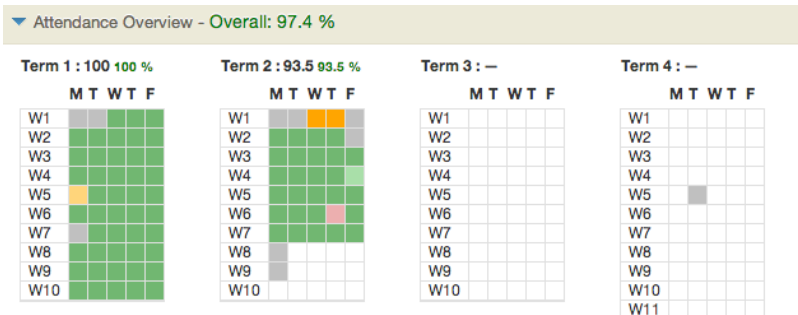


To explain absences:

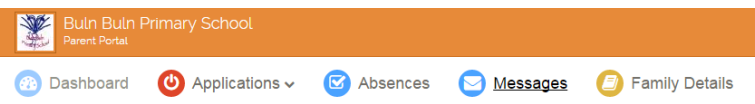
Click on Absences.

Click on Explain Absences.

You can also see an overview of your child's attendance in this area.



## School Calendar

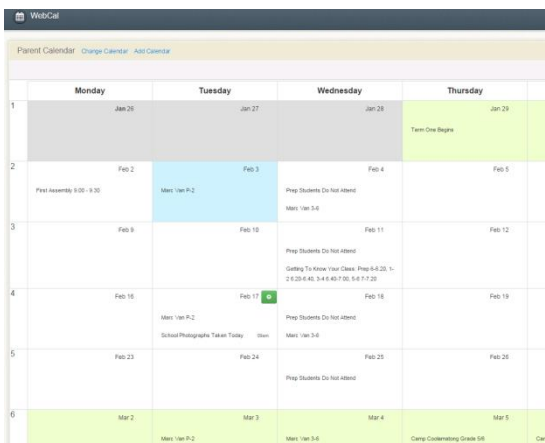


Login to 'Sentral'

Click 'Applications'

Click 'Webcal' and choose 'Parent Calendar'

Welcome - Select the student you'd like to view below



You will then see this calendar.